

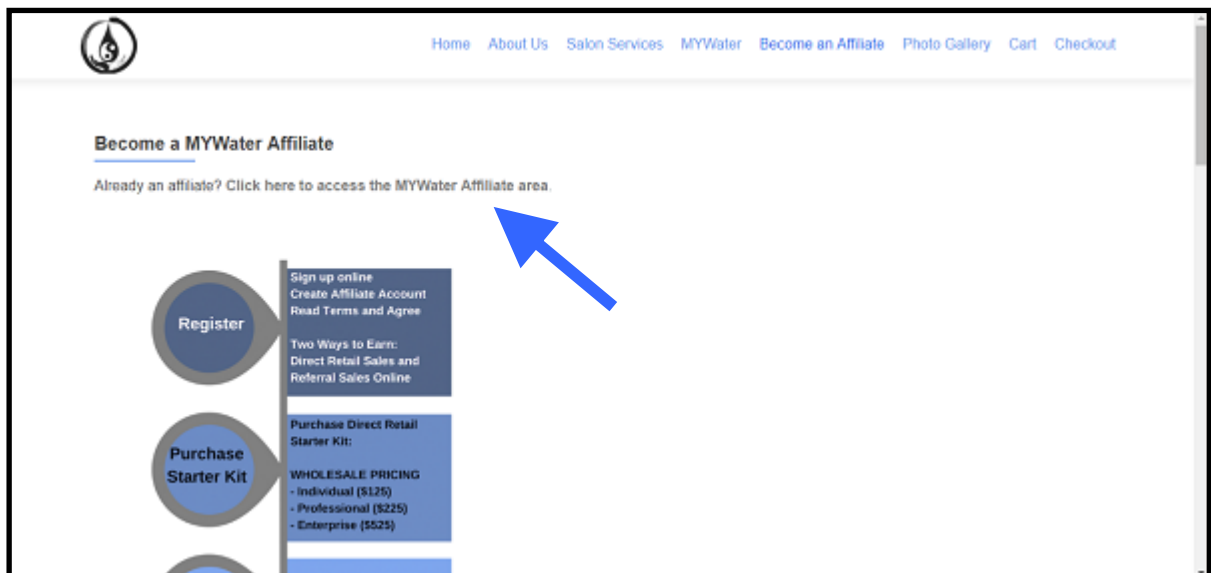
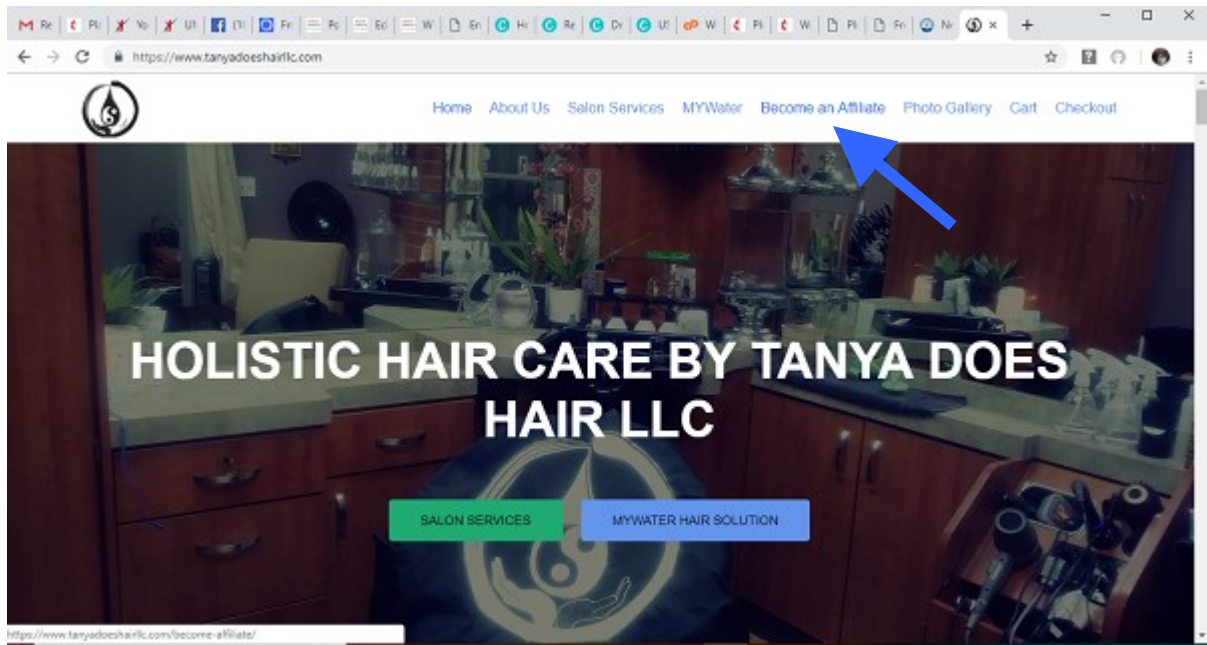


MYWater Affiliate Program Instructions

ACCESSING THE AFFILIATE AREA

To access the affiliate area directly, go to: tanyadoeshairllc.com/affiliate-area/

You can also access the affiliate area from: tanyadoeshairllc.com and clicking on “Become an Affiliate”. You’ll be taken to the sign up page. Then, click on “Click here to access the MYWater Affiliate area.”



LOGGING INTO THE AFFILIATE AREA

Enter your username (or email address) and password to login and access the Affiliate Area.

Here you can find information about:

- Your Account Details
- Affiliate Link and Banners
- Performance and Earnings
- Starter Kit Bundles
- Wholesale Orders

Affiliate Area

Please log in to access the affiliate area.

Username or Email Address

Password

Remember Me

LOG IN

If you are not an affiliate, you can join the affiliate program here.

PLACING WHOLESALE ORDERS

To order an Affiliate Starter Kit or restocking wholesale orders of MYWater Leave-In Hair Solution, click the “Place Orders Here” button. You will be take to the Wholesale Order page to place an order.

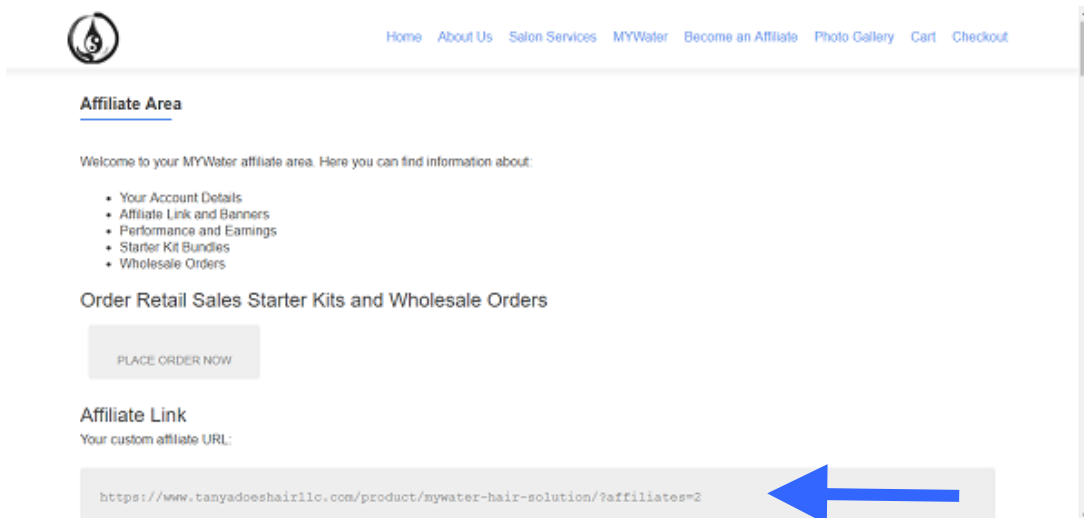
The image shows two screenshots from the MYWater website. The top screenshot is the 'Affiliate Area' page, which includes a navigation menu (Home, About Us, Salon Services, MYWater, Become an Affiliate, Photo Gallery, Cart, Checkout) and a list of menu items: Your Account Details, Affiliate Link and Banners, Performance and Earnings, Starter Kit Bundles, and Wholesale Orders. Below this list is a button labeled 'PLACE ORDER NOW' with a blue arrow pointing to it. The bottom screenshot is the 'Wholesale Pricing' page, which is accessible only to affiliates. It features a navigation menu, a heading 'Wholesale Pricing', and a sub-heading 'FOR AFFILIATES ONLY'. Below this, there is a link '<< BACK TO AFFILIATE AREA' and a sorting dropdown set to 'Default sorting'. The page displays four product listings:

Product Name	Price	Action
INDIVIDUAL STARTER KIT	\$125.00	ADD TO CART
MYWATER HAIR SOLUTION (VOLUME BUNDLES)	\$105.00 - \$134.40	SELECT OPTIONS
PROFESSIONAL STARTER KIT	\$225.00	ADD TO CART
SALON ENTERPRISE STARTER KIT	\$525.00	ADD TO CART

YOUR PERSONALIZED AFFILIATE LINK

Important! You must use the personalized link listed in the Affiliate Area to get credit for sales you refer. Your personalized link will track traffic and commissions by you.

Copy and paste the full link to share and promote MYWater Leave-In Hair Solution to prospective customers.



TIP: You may use Bit.ly to shorten your link for use on social media marketing. Visit <https://bitly.com/>

USING TEXT LINKS ON YOUR OWN WEBSITE

If you have your own website, you can create a text link to your MYWater Affiliate account. Copy and paste the HTML code listed into a page on your website to embed a text link. You can change the “Buy MYWater Now” text if you like.

Affiliate Link

Your custom affiliate URL:

`https://www.tanyadoeshairllc.com/product/mywater-hair-solution/?affiliates=2`

Use this code to embed your affiliate link in a website:

```
<a href="https://www.tanyadoeshairllc.com/product/mywater-hair-solution/?affiliates=2">Buy MYWater Now</a>
```

Tip: You can change the text *Buy MYWater Now* to something else if you like.

USING SOCIAL MEDIA GRAPHICS

A number of promotional graphics are available for your use on social media under “Social Media Creatives”. Click on a creative designed for the social media platform the specific social media platform you want to use. Download and save the selected social media graphic. Upload it to your social media post on Facebook, Twitter or Instagram. **NOTE: Be sure to include your custom affiliate link in your post.**

Social Media Creatives

Instructions: Click on a creative to download and save the file. Upload it to your social media post on Facebook, Twitter or Instagram. Be sure to include your custom affiliate link in your post.

<https://www.tanyadoeshairllc.com/product/mywater-hair-solution/?affiliates=2>

FACEBOOK GRAPHICS:



USING BANNER ADS

Similar to text links, banner ads are strictly for use on your own website. You can copy and paste the html code underneath each banner to insert it in a webpage.

Banner Ads

Instructions: Copy the HTML code below each banner and paste it on your web page where you want it to display. The HTML code includes your custom affiliate link.



```
<a href="https://www.tanyadoeshairllc.com/product/mywater-hair-solution/?affiliates=2"></a>
```



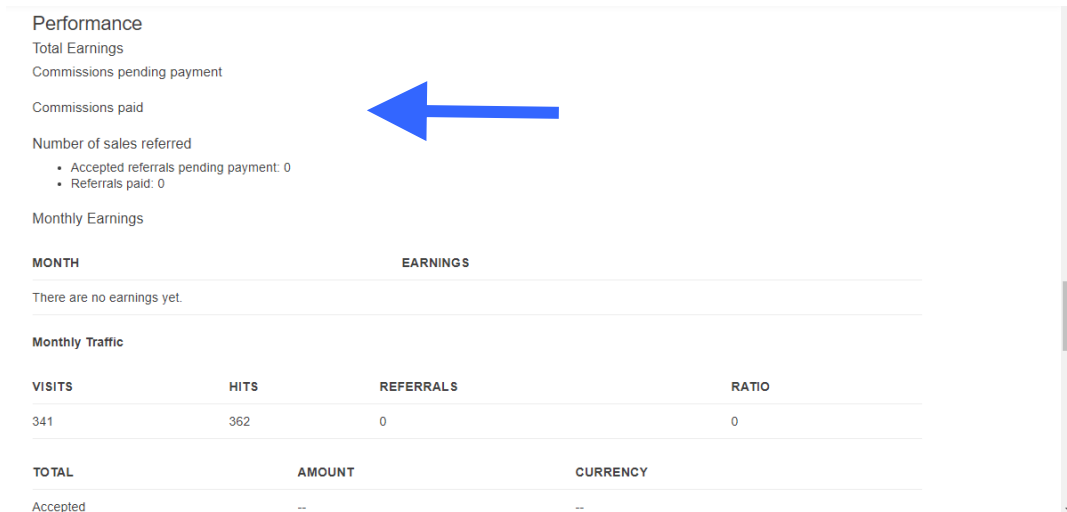
```
<a href="https://www.tanyadoeshairllc.com/product/mywater-hair-solution/?affiliates=2"></a>
```



```
<a href="https://www.tanyadoeshairllc.com/product/mywater-hair-solution/?affiliates=2"></a>
```

PERFORMANCE AND EARNINGS

Scrolling to the bottom of the Affiliate Area, you will find your personal earnings and traffic performance reports. Any commissions due will be reported here.



Performance

Total Earnings

Commissions pending payment

Commissions paid

Number of sales referred

- Accepted referrals pending payment: 0
- Referrals paid: 0

Monthly Earnings

MONTH	EARNINGS
There are no earnings yet.	

Monthly Traffic

VISITS	HITS	REFERRALS	RATIO
341	362	0	0

TOTAL	AMOUNT	CURRENCY
Accepted	--	--

AFFILIATE ACCOUNT INFORMATION

Scrolling to the bottom of the Affiliate Area, you will find your personal account details. You may edit and update your contact information or change your login password here.

AFFILIATE AGREEMENT

Scrolling to the bottom of the Affiliate Area, you will find a text link to “Download Affiliate Agreement”. Click the link to download the agreement in .pdf format.

LOGGING OUT

Scroll to the very bottom of the Affiliate Area page, and click the “Logout” button to exit the Affiliate Area.